

# Process for breaking seams

---

- Place heat gun at least 3 to 4 inches away from surface to avoid burning the surface.





- Then use a razor blade to remove the adhesive.








- 
- Clear out at least 4-5 inches of adhesive before using blocks and c-clamp.




- 
- Then tape- off two blocks be sure that the blocks are epoxy.



- 
- Then place the blocks in place with the c-clamp. Then begin to remove more adhesive beyond the clamp.



- 
- Then start working your way to the back of the top. While doing this tighten up the c-clamp a little at a time.



- 
- After repeating the process the top will break apart.