

Remove Mars on Black
counter tops

Items required


- **SCOTT* Super Duty Skin Cleanser with Grit**
- CODE 91748
- SIZE: 8.0L
- COLOR: GREEN
- SCOTT* Super Duty Skin Cleanser with Grit is formulated to clean the toughest dirt, including grease and tar. It contains no petroleum solvents. Rounded polymer beads provide scrubbing action without the abrasion associated with pumice or walnut shell grits found in other products



- **3M 7448 Ultra Fine Hand Pads**
- Conforms to uneven surfaces. Lasts longer than steel wool.
- For cleaning countertops and refinishing furniture.
- Gray ultrafine-grade silicon carbide.



- This is a photo of my desk. In the photo it appears to have a lot of scratches but the majority of them are mars which can be removed using the products above and below.





-
- Dip the Scotch Brite pad in the soap.




-
- Dip the pad into the water after dipping it into the soap.






-
- Then start to go over the surface in a clockwise and counter clockwise motion. Do not to apply any pressure if pressure is applied it will scratch the surface.



-
- Once you have gone over the area use a paper towel to wipe off the surface.



-
- First wipe it off with a dry paper towel then use a wet paper towel once the soap has been removed.



-
- As you can see in the after photo there are still a few small scratches but you can use a black permanent marker to fill those in.