




Hole Plug Procedure



-
- Place some duct tape on the bottom side of the hole cut out to avoid plug from falling through the cut out. The hole plugs are typically .03 to .06 smaller than actual cut out.



-
- Once tape has been placed underneath the top apply smooth-on around the hole plug and insert it into the hole cut out.

- Once hole has been inserted be sure to clean surface with a clean rag and lacquer thinner.

