

PHENOLIC RESIN

STANDARD
GRADE SPC

Table of Contents

002 Standard Grade SPC

003 Maintenance

004 Additional Care

005 Colors

We serve general contractors, architects, and end users with laboratory quality tops and workbenches. Let us know your specifications, including thickness, surface area, material, and color finish, and we'll quickly build you a quote and detailed design drawing.



Standard Grade

Standard Grade Solid Phenolic Compact (SPC) is a durable, self supporting decorative surface material. SPC is composed of a combination of decorative sheets and multiple layers of kraft paper saturated with phenolic resin that are fused together using heat and over 1,000 psi of pressure.

Standard Grade SPC is a surfacing solution designed for all-around use, available in a selection of smart colors, plus the option for custom colors of graphic designs.

Applications

Partitions ● Cabinetry ● Lab Shelving

Assembly Stations ● Doctor's Offices

Key Features

- Scratch & Heat Resistant
- Impact & Moisture Resistant
- Bacteria & Microbe Resistant
- Corrosion Resistant ● Rigidity
- Color & Thickness Consistency

Thickness

- 0.25" • 0.75"
- 0.375" • 1.0"
- 0.5"

Sheet Sizes

- 4' x 8' • 5' x 10'
- 4' x 10' • 5' x 12'
- 5' x 8'

Edge Finishes

1/8" Bevel
1/4" Radius
Straight Edge

Maintenance

Though slightly less chemical resistant than epoxy resin, phenolic resin is a super-durable material that can handle high heat, moisture, and the wear and tear of regular use. Phenolic resin countertops are a popular choice for lab casework water treatment facilities, agricultural research labs, urology labs, hematology labs, and a variety of other healthcare lab applications.

How to Clean Phenolic Resin

- Regularly cleaning can be done using soft cloths and non-abrasive household cleaning products
- Water and soap solutions can be used to remove marring, and more difficult cases of marring can be addressed with small amounts of acetone
- Because of its moisture resistance, phenolic resin countertops respond well to steam cleaning
- Should nicks, scrapes, dents, or scratches occur over time, phenolic resin countertops can be sanded down and refinished for a smooth surface

What To Avoid

- Do not use sharp tools or objects on phenolic resin surfaces, and avoid dragging heavy equipment
- Do not use abrasives like bleach, abrasive powders, tile cleaners, steel wool, etc.
- Do not use wax or polishes containing wax

Additional Care

Solid Phenolic Compact (SPC) has superior resistance to scratches, harsh chemicals, extreme temperatures and impact, making it ideal for horizontal and vertical laboratory applications. While extremely durable, a regimen of general maintenance is recommended in order to ensure surfaces remain safe and attractive.

SPC is non-porous and does not support bacterial growth, making it easy to clean. The chart below describes recommended methods for keeping your SPC looking new for the life of the installation.

Note: Always start with the mildest cleaning method, then progress to more stringent methods if needed.

TYPE	INSTRUCTIONS
Periodic maintenance / Light staining	Wipe down surface with a damp cloth and mild soap, followed by a wet cloth. Dry with a paper towel to prevent streaks.
Normal staining / Prolonged exposure	Wipe surface using a clean cloth and hot water. For persistent stains, a soft sponge or nylon brush and a non-abrasive household cleaning solution may be used.
Heavy staining	Apply a cleaning detergent to the stain and leave overnight, removing with a wet cloth the following day. If stain persists, a light-abrasive cleaning solution may be used with great care to not damage the surface.
Residue build-up	For residue such as wax or paraffin, use a plastic or wooden spatula to carefully remove the substance, and clean the remaining stain using a method described above.
Physical damage	If the top is physically damaged, such as a scratch that penetrates the surface, ChemTops recommends replacing the top.

GENERAL PRECAUTIONS & CLEANUP

- ✗ Acidic and abrasive cleaners can cause surface damage.
- ✗ Drain cleaners containing lye may cause permanent damage. Wipe spills up promptly and rinse with water.
- ✗ Hair, textile and food dyes can cause permanent stains. Wipe spills up promptly and rinse with dishwashing detergent or allpurpose cleaner.
- ✗ Never place hot pots or dishes directly from the oven or burner onto the surface unprotected.
- ✗ Do not work with oven cleaners if surface is unprotected. Wipe up spills promptly and rinse with water.
- ✗ Rust removers contain harsh chemicals which will quickly cause permanent damage. Wipe up spills and all residue immediately, wash thoroughly with soapy water.
- ✗ Steel wool and other abrasive pads will damage surfaces. Do not use them for cleaning or store steel wool pads on the surface as the metal can rust and leave stains.
- ✗ Toilet bowl cleaners contain harsh chemicals that can cause permanent damage. Wipe up spills promptly and wash surface with soapy water several times.

RECOMMENDED CLEANERS


The following household cleaners are recommended for cleaning Durcon SPC & Solicor surfaces.




Windex®
Glass Plus®
Fantastik®
Mr. Clean®
Formula 409®
Isopropyl Alcohol

Colors


Core Colors



Black



Designer White



Fashion Grey

Popular Solid Colors

- Alabaster
- Grey
- North Sea
- Wallaby
- Haze
- Pepperdust
- Shadow
- Amazon
- Hunter Green
- Atlantis
- Brittany Blue

Patterned

Graphite Nebula

Need a Custom Color?

What color do you want? Red? Blue? White? We'll help you get any color in the color wheel (and even those that aren't). Our fabrications can be faced with a wide selection of hues and finishes, from bold to subdued. Note that some colors require a minimum order.

Thank You

Give us a call at (866) 456-1185 for help
selecting the right materials for your project.

Price Match | Short Lead Times | Fast Quotes